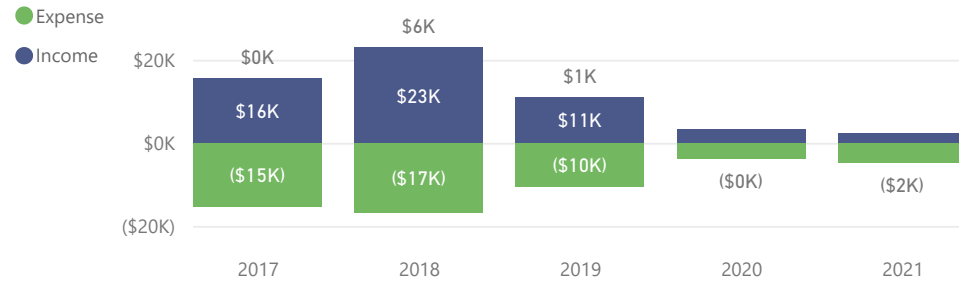


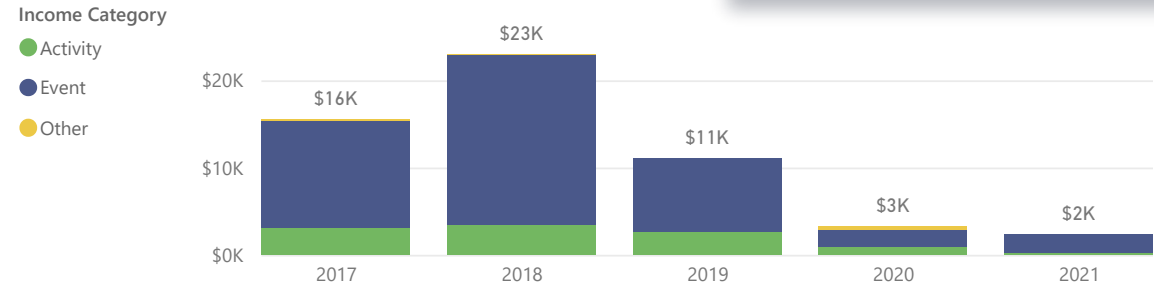
Canton of Caldrethig Year End Financial Report (2021) - Overview

Year End Funds		
Fund	2020	2021
General Fund	10,967.25	11,100.26
Teacher Fund	1,090.14	1,090.14
Armoured Combat Fund	346.52	346.52
Total	12,403.91	12,536.92

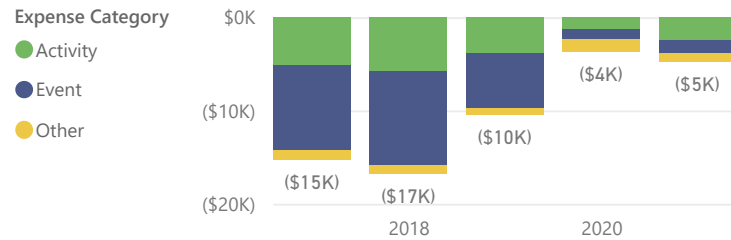
Income / Expenses by Year



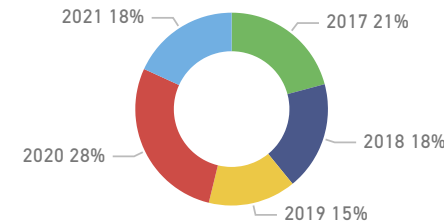
Income by Year and Category



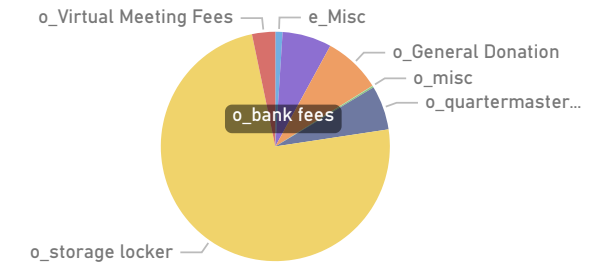
Expenses by Year and Category



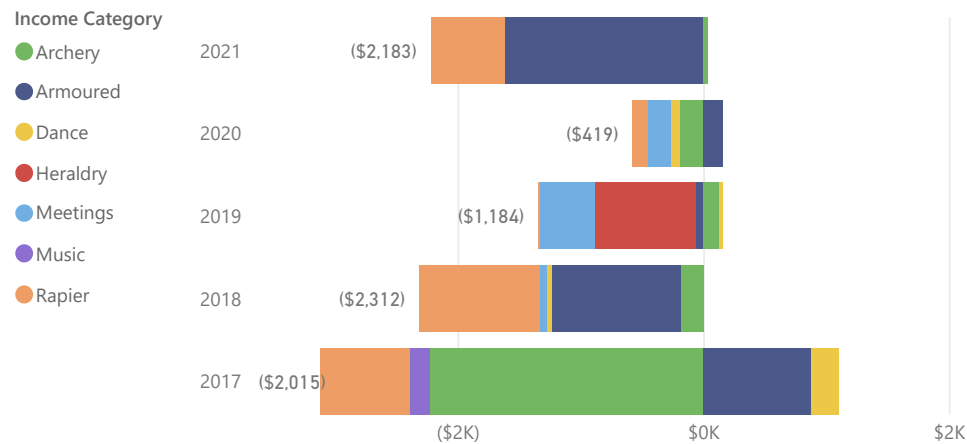
Other Expenses Breakdown



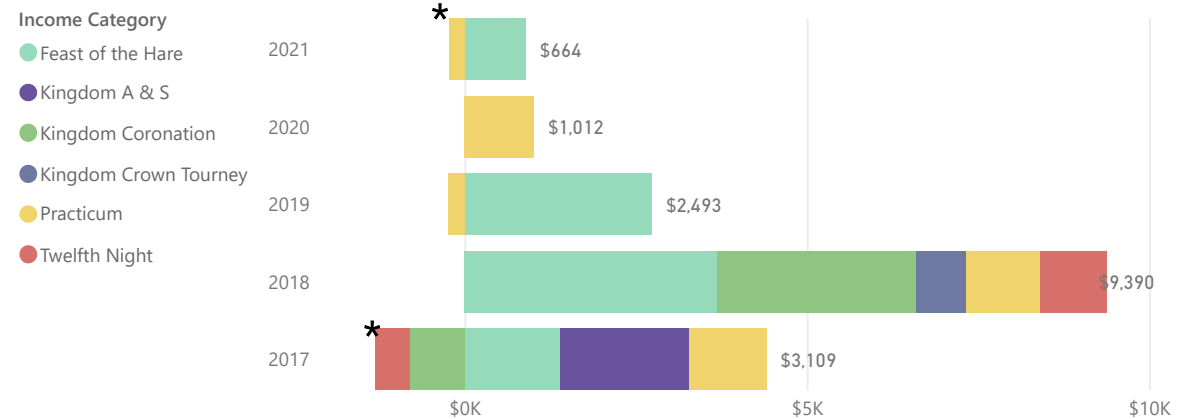
Other Expenses Breakdown



Activity Income / Expenses (last 5 years)



Event Income / Expenses (last 5 years)



Note:

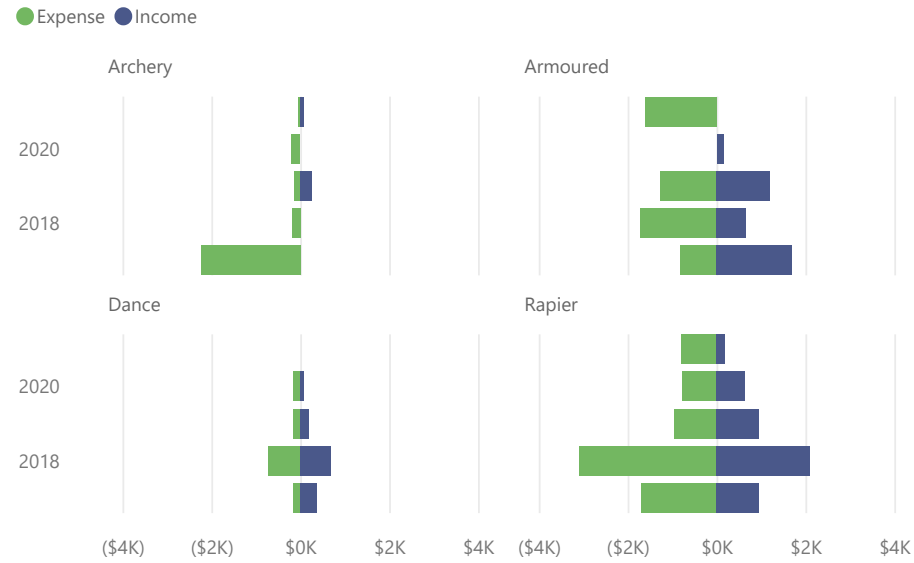
Practicum expenses for 2021 was a re issued check for 2020

Fund allocations above are related to the time they are paid or received, not necessarily for the time frame of the rental. Example Site fee for Twelfth night paid in 2017 for January 2018 event

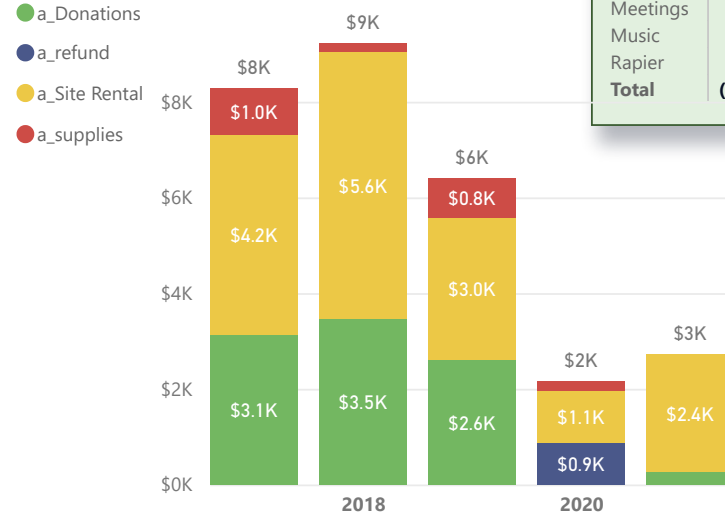
Canton of Caldrithig Activities - Activity Details

Activity Balance					
Class	2017	2018	2019	2020	2021
Archery	(\$2,229)	(\$182)	\$130	(\$192)	\$35
Armoured	\$877	(\$1,055)	(\$65)	\$157	(\$1,619)
Dance	\$226	(\$36)	\$30	(\$75)	
Heraldry			(\$817)		
Meetings		(\$58)	(\$453)	(\$182)	
Music	(\$157)				
Rapier	(\$731)	(\$980)	(\$9)	(\$127)	(\$599)
Total	(\$2,015)	(\$2,312)	(\$1,184)	(\$419)	(\$2,183)

Income /Expenses by Main Activities



Activity Income vs Expenses



Category

- a_Donations
- a_refund
- a_Site Rental
- a_supplies

Armoured Fight Practice

Activity	2017	2018	2019	2020	2021
Armoured	\$877	(\$1,055)	(\$65)	\$157	(\$1,619)
a_Donations	\$1,695	\$672	\$1,200	*	*
a_refund				\$157	
a_Site Rental	(\$818)	(\$1,727)	(\$1,265)		(\$1,619)
Total	\$877	(\$1,055)	(\$65)	\$157	(\$1,619)

Rapier Practice

Activity	2017	2018	2019	2020	2021
Rapier	(\$731)	(\$980)	(\$9)	(\$127)	(\$599)
a_Donations	\$960	\$2,104	\$950	*	\$195
a_refund				\$640	
a_Site Rental	(\$1,691)	(\$3,084)	(\$959)	(\$766)	(\$794)
Total	(\$731)	(\$980)	(\$9)	(\$127)	(\$599)

Dance Practice

Activity	2017	2018	2019	2020	2021
Dance	\$226	(\$36)	\$30	(\$75)	
a_Donations	\$380	\$681	\$194	*	
a_refund				\$76	
a_Site Rental	(\$154)	(\$717)	(\$164)	(\$151)	
Total	\$226	(\$36)	\$30	(\$75)	

Archery Practice

Activity	2017	2018	2019	2020	2021
Archery	(\$2,229)	(\$182)	\$130	(\$192)	\$35
a_Donations			\$265		\$70
a_supplies	(\$719)	(\$182)		(\$192)	
a_Site Rental	(\$1,510)		(\$135)		(\$35)
Total	(\$2,229)	(\$182)	\$130	(\$192)	\$35

Music Practice

Activity	2017	2018	2019	2020	2021
Music	(\$157)				
a_Donations	\$95				
a_supplies	(\$252)				
Total	(\$157)				

Meetings

Activity	2017	2018	2019	2020	2021
Meetings		(\$58)	(\$453)	(\$182)	
a_Site Rental		(\$58)	(\$453)	(\$182)	
Total		(\$58)	(\$453)	(\$182)	

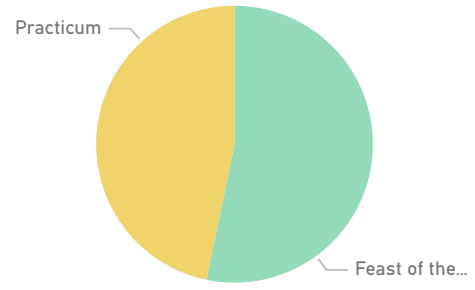
Notes:

1. Refunds in 2020 are moneys returned to us from 2019 prepayments.
2. There is another 429.24 to come if for Armoured Donations, have not yet been able to meet up with them.

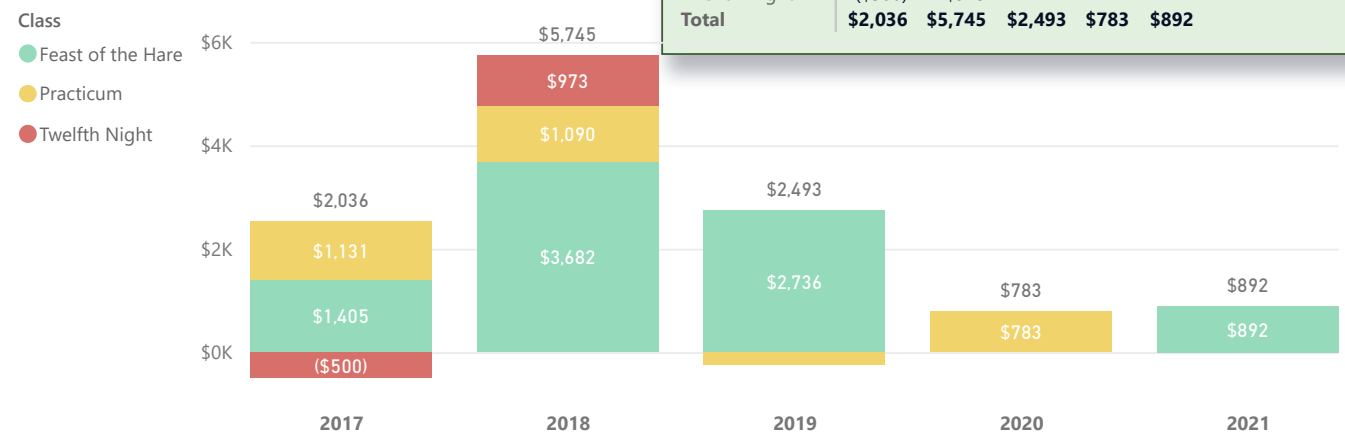
Canton of Caldritihig - Canton Event Details

Activity * v **Events in 2021**

- Feast of the Hare
- Practicum
- Twelfth Night



Event Income vs Expenses



Event Balance					
Class	2017	2018	2019	2020	2021
Feast of the Hare	\$1,405	\$3,682	\$2,736		\$892
Practicum	\$1,131	\$1,090	(\$243)	\$783	\$0
Twelfth Night	(\$500)	\$973			
Total	\$2,036	\$5,745	\$2,493	\$783	\$892

Feast of the Hare

Event	2017	2018	2019	2020	2021 *
Feast of the Hare	\$1,405	\$3,682	\$2,736		\$892
e_gate income	\$2,655	\$4,210	\$4,095		\$2,060
e_bar income	\$864	\$1,257	\$1,051		\$29
e_lunch income	\$481	\$679	\$486		
e_bar receipts					(\$23)
e_royalty room		(\$33)			
e_supplies		(\$20)			(\$32)
e_ins_name_change					(\$67)
e_licenseSOP			(\$150)		
e_security Deposit					(\$500)
e_ket		(\$300)	(\$166)		(\$107)
e_lunch receipts	(\$249)	(\$196)	(\$355)		
e_nms	(\$240)	(\$275)	(\$210)		(\$80)
e_advance	(\$425)		(\$1,251)		
e_feast receipts	(\$746)	(\$991)			
e_Site Rental	(\$935)	(\$650)	(\$765)		(\$387)
Total	\$1,405	\$3,682	\$2,736		\$892

Practicum

Event	2017	2018	2019	2020	2021
Practicum	\$1,131	\$1,090	(\$243)	\$783	\$0
e_gate income	\$2,386	\$1,419	\$1,965	\$1,312	
e_lunch income	\$595		\$549	\$471	
e_bar income			\$93	\$278	
e_Donations			\$26		
e_add kingdom Donations		\$25			
o_stale check				(\$229)	\$229
e_Site Tokens		(\$25)			
e_baronial Donation	(\$60)				
e_bar receipts			(\$39)	(\$44)	
e_royalty room		(\$27)	(\$60)		
e_supplies			(\$66)	(\$33)	
e_ket	(\$106)	(\$72)	(\$100)	(\$82)	
e_nms	(\$160)	(\$80)	(\$165)	(\$90)	
e_feast receipts	(\$320)		(\$340)		
e_speaker fees			(\$997)		
e_lunch receipts	(\$504)	(\$150)	(\$159)		(\$229)
e_Site Rental	(\$700)		(\$950)	(\$800)	
Total	\$1,131	\$1,090	(\$243)	\$783	\$0

Twelfth Night

Event	2017	2018	2019	2020	2021
Twelfth Night	(\$500)	\$973			
e_gate income		\$1,010			
e_Donations		\$23			
e_nms		* (\$60)			
e_Site Rental	(\$500)				
Total	(\$500)	\$973			

Note:

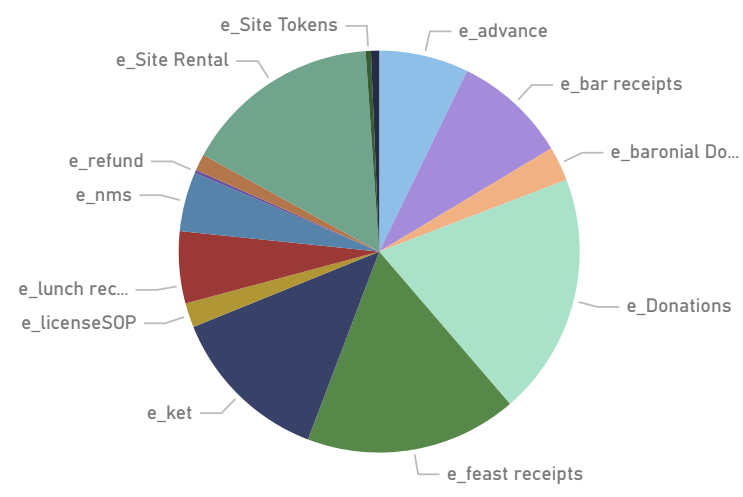
1. Feast of the Hare will have another 500 added back into the income, making a total profit of **1,393** instead of 892.
2. Twelfth Night 2017 is a prepayment for 2018 event.

Canton of Caldrithig - Sponsored Kingdom Event Details

Income / Expenses by Event

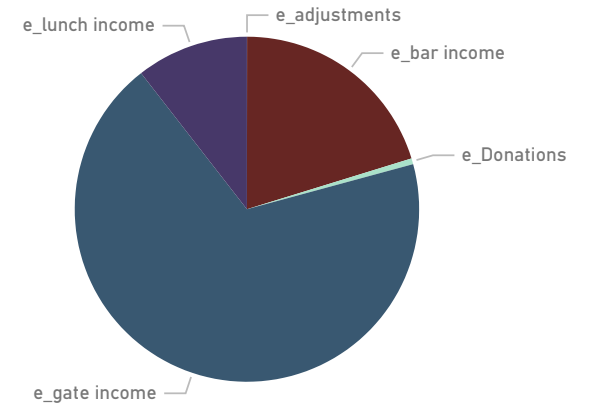


Event Expenses Overview (2017 - 2021)



Kingdom Event Balance				
Class	2017	2018	2019	2020 2021
Kingdom A & S	\$1,873			
Kingdom Coronation	(\$800)	\$2,922		
Kingdom Crown Tourney			\$723	
Total	\$1,073	\$3,644		

Event Income Overview (2017 - 2021)



Kingdom A & S Competition

Event	2017	2018	2019	2020	2021
Kingdom A & S	\$1,873				
e_gate income	\$3,665				
e_bar income	\$915				
e_lunch income	\$660				
e_adjustments	\$3				
e_refund	(\$30)				
e_supplies	(\$75)				
e_royalty room	(\$81)				
e_nms	(\$160)				
e_lunch receipts	(\$228)				
e_advance	(\$325)				
e_Site Rental	(\$450)				
e_feast receipts	(\$530)				
e_Donations	(\$1,491)				
Total	\$1,873				

Kingdom Coronation

Event	2017	2018	2019	2020	2021
Kingdom Coronation	(\$800)	\$2,922			
e_gate income		\$4,495			
e_bar income		\$1,163			
e_lunch income		\$516			
e_Donations		\$89			
e_Site Tokens		(\$48)			
e_royalty room		(\$71)			
e_licenseSOP		(\$75)			
e_lunch receipts		(\$140)			
e_baronial Donation		(\$205)			
e_nms		(\$280)			
e_bar receipts		(\$400)			
e_feast receipts		(\$750)			
e_Site Rental	(\$800)*				
e_ket		(\$1,372)			
Total	(\$800)	\$2,922			

Kingdom Crown Tourney

Event	2017	2018	2019	2020	2021
Kingdom Crown Tourney			\$723		
e_gate income			\$2,923		
e_bar income			\$1,187		
e_lunch income			\$525		
e_nms			(\$105)		
e_baronial Donation			(\$111)		
e_ket			(\$124)		
e_licenseSOP			(\$150)		
e_lunch receipts			(\$292)		
e_advance			(\$500)		
e_Site Rental			(\$570)		
e_bar receipts			(\$650)		
e_feast receipts			(\$673)		
e_Donations			(\$738)		
Total			\$723		

Kingdom Coronation Site Rental fee in 2017 was for 2018 Event